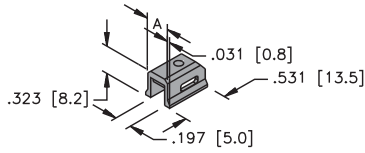


# Inductive Cylinder Position Sensors

## UNT Mounting Clamps

**KLDT-UNT2**



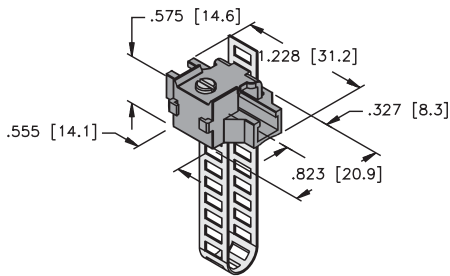
See tabulation

Note: For outside dimension of beveled ears add 1.6 mm to bracket width listed.

Part Number	"L" mm	"L" inches
KLDT-UNT2	7	.276
KLDT-UNT3	9.4	.370
KLDT-UNT4	11.5	.453

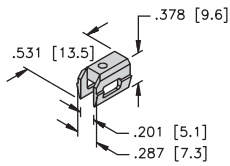
UNT Housing with KLDT-UNT and ASB Style Strap		
Cylinder Diameter		Clamp (Stainless Steel)
Inches	mm	
.276-.433	7-11 mm	ASB-1
.433-.748	11-19 mm	ASB-2
.709-1.142	18-29 mm	ASB-3
1.102-1.535	28-39 mm	ASB-4
1.496-1.929	38-49 mm	ASB-5
1.890-2.323	48-59 mm	ASB-6

**KLRC-UNT2**

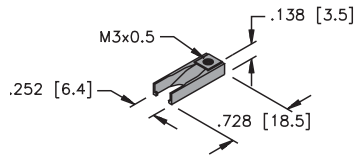


Part Number	Inches	mm
KLRC-UNT1	.315-.984	8-25
KLRC-UNT2	.984-2.480	25-63
KLRC-UNT3	2.480-5.118	63-130

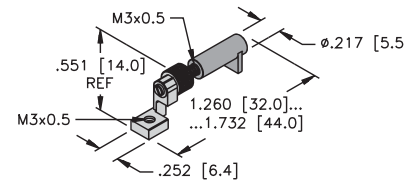
**KLDT-UNT6**



**UNT-Stopper**



**UNT-Adjusting Bracket**



**UNT Mounting Screw,  
2.5MM (S6901056)**



**M2-BIM-UNT MTG SCRW,  
1.5 mm (S6901050)**



**UNT-Cable Clip**

